

KEY TERMS AND HELPFUL GUIDES TO SHARPENING WOODCARVING TOOLS



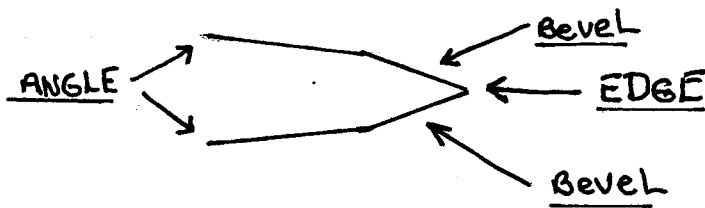
EDGE: The USUALLY THIN SHARPENED SIDE OF THE BLADE OF A CUTTING INSTRUMENT.

WIRE EDGE: A FEATHERY STRIP OF METAL THAT IS CREATED WHEN SHARPENING.

LINE OF SIGHT: A REFLECTION OF LIGHT THAT YOU SEE AFTER YOU HAVE GROUND A BROKEN, CHIPPED, OR DULL EDGE. THE LINE OF SIGHT SHOULD BE AS CONSISTENT AS POSSIBLE BEFORE RESHARPENING.

ANGLE: TWO LINES DIVERGING FROM A GIVEN POINT.

BEVEL: ANGLE OR INCLINATION OF A LINE THAT MEETS ANOTHER AT ANY ANGLE BUT 90 DEGREES.



Something To Consider:


The shallower the bevel the easier the tool slides through the wood, but they also give you a weaker edge. The shallower edge is great for soft woods (Basswood, pine), but you will need to resharpen more often for hardwood (oak, walnut). It is best to use a steeper bevel for hardwoods.

Blade Profiles:


Chisels, Gouges, V-Tools:



Rounded Bevel




Hollow Ground Bevel




Flat Bevel

Knives:



Grounded Completely Flat



Slight Radius or Rounding



Thicken Blade


NOTE:

A rounded bevel makes the tool roll out of the cut prematurely

A hollow ground makes the cutting edge brittle and subject to quick dulling

DOUBLE BEVELS CAN BE GRIND AT INCONSISTENT ANGLES WHICH WILL MAKE IT DIFFICULT TO ENTER AND LEAVE WOOD SMOOTHLY

SKEW



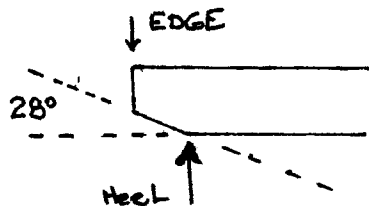
- comes with A SINGLE OR DOUBLE BEVEL (NOTE: DOUBLE BEVEL CAN BE USED AS A RIGHT OR LEFT SKEW).
- USUALLY HAS A 10° ANGLE.
- AVAILABLE WITH RIGHT OR LEFT ANGLES
- AVAILABLE IN DIFFERENT SIZES

V TOOL (ALSO CALLED A PARTING TOOL):

- V TOOLS ARE AVAILABLE IN 12, 13, 14, 15, 16, 17 SWEEPS (THE NO. 12 SWEEP IS ALSO AVAILABLE IN A BENT V AND A LONG BENT V. YOU CAN ALSO GET A WING PARTING TOOL (\checkmark) IN A # 22 SWEEP IN 6, 8, & 12 mm.

sweep →

- USUAL ANGLE OF NEW TOOLS



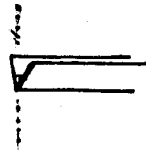

NOTE: A V TOOL WITH A SHALLOW ANGLE ($10^\circ - 15^\circ$) WILL BE BETTER

- THE OUTSIDE EDGE OF A V TOOL IS SHARPEN AT ABOUT A 5° OR 5° ANGLE



• COMMON SHARPENING PROBLEMS:

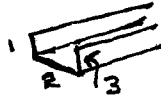
- SIDE WALLS NOT EVEN



- CUTTING EDGES NOT EVEN



- THERE IS A SPECIAL V TOOL AVAILABLE WHICH IS CALLED A MACARONI TOOL IT HAS 3 WORKING EDGES.



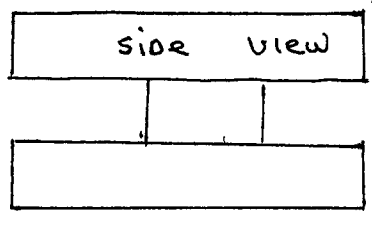

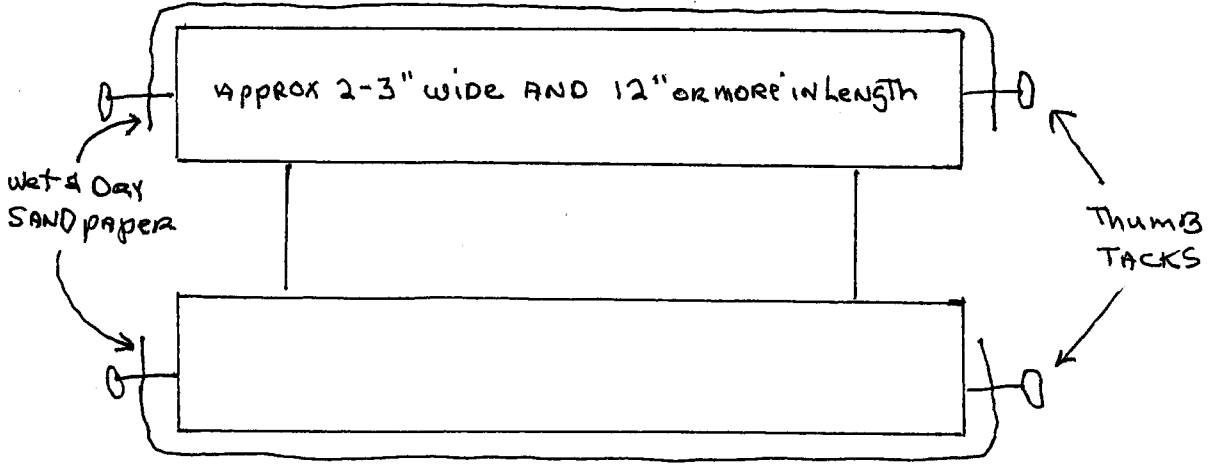
THEY ARE A #23 SWEEP MACARONI TOOL, AVAILABLE IN A 6, 8, & 12 mm

VEINER / Gouges (No. 11)

- Gouges THAT ARE MORE "U" SHAPED THAN OTHER SWEEPS

OTHER CARVING TOOLS:

- FISHTAIL Gouges - AVAILABLE IN THE FOLLOWING SWEEP SIZES 1, 3, 5, 7, & 9 (USUALLY 6 TO 20 mm).
- SPoon Gouges - SWEEP SIZES 1-11 (mm SIZE DEPENDS UPON SWEEP).
- BACK BENT Gouges - AVAILABLE IN 25 & 28 SWEEPS (2-30 mm).
- BENT V PARTING TOOL - SWEEP SIZE 12 (3-8 mm)
- FLUTERONI Gouges (LIKE A MACARONI TOOL'S EDGES BUT ROUNDED) (SWEEP SIZE 24 (6, 8 & 12 mm))



GRIT *

X- Fine	320 - 400
Fine	120 - 220
Medium	60 - 80
Coarse	50
X- Coarse	24 - 36

* Source: Klingspor's Woodworking Shop
 Magazine (Catalog) 1/800-228-0000